

modaLIGHT[®]

SPECIFICATION

MODA COVE RS INTERIOR

SO 4000K HCRI 1FT

Line Voltage LED Linear Fixture.
Standard output solid state linear system with integral 100-277v AC power supply. Fully dimmable with 0-10v dimmers. Connect up to 50 feet of product using the quick connect modular connections that come with each fixture. Adjustable mounting bracket allows for easy adjustment when directing the light source. No color over angle, uniform light with no dead spots.



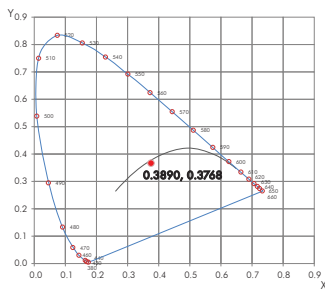
OUTPUT

Delivered Lumens	445.69
CCT & SDMC	4000k - 2 Step MacAdam Ellipse
Chromaticity Coordinates	x: 0.3890 y: 0.3768 u: 0.2243 v: 0.5012
Color Bin Tolerance	Single Bin
Efficacy (lm/w)	63.67
CRI	93
Lumen Maintenance	70,000 Hours L70 @ 25°C 90,000 Hours L50 @ 25°C 50,000 Hours L70 @ 50°C 70,000 Hours L50 @ 50°C
Testing Data	Light Data LM-79-08 & LM-80-08

ELECTRICAL

Input Voltage	100-277v AC 50Hz/60Hz
Power Consumption	7w per ft (0.06A)
Power Factor	≥ 0.85
Dimming	0-10v Dimming Control
Emergency	N/A

CIE 1931 CHROMATICITY DIAGRAM



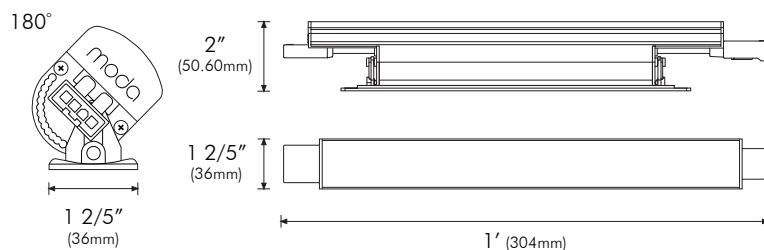
R VALUES

R1	R2	R3	R4	R5
92	91	90	93	93
R6	R7	R8	R9	R10
90	93	91	93	90
R11	R12	R13	R14	R15
92	90	93	93	92

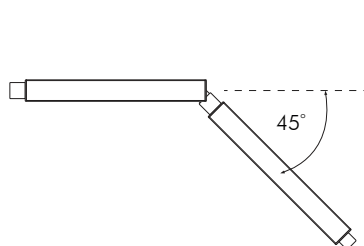
PHYSICAL

Applications	Cove, Accent & Indirect General Illumination
Dimensions	Length 1' (304mm) Width 1 2/5" (36mm) Height 2" (50.60mm)
Weight	14.40oz (408g)
Construction	Pure Aluminum Fine Brushed Finish, Polycarbonate Lens
Thermal Management	MODA Aluminum Heat Sink
Optics	N/A
Fixture Connections	Integral Male & Female Connectors
Operating Temperature	-22°F ~ 122°F (-30°C ~ 70°C)
Storage Temperature	-40°F ~ 176°F (-40°C ~ 80°C)
Humidity	0-95% Non Condensing

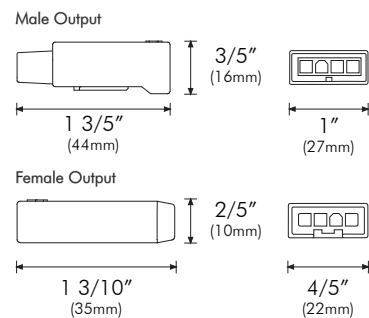
DIMENSIONS



ANGLE ADJUSTMENT



CONNECTOR DIMENSIONS



Project Name:

Notes:

MODA TECHNOLOGY

modaBIN™ modaPHOSPHOR™
modaDRIVER™ modaSOFT™
modaLOCK™ modaKWIK CONNECT™
modaHIGH CRI modaTHERMAL MANAGEMENT™

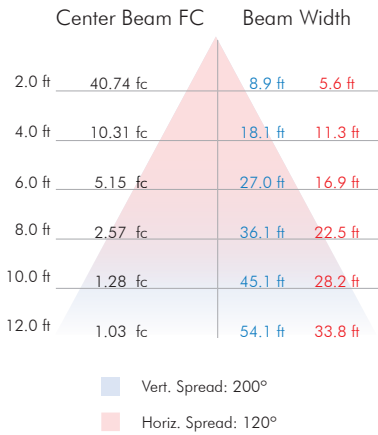
STANDARDS & CERTIFICATIONS



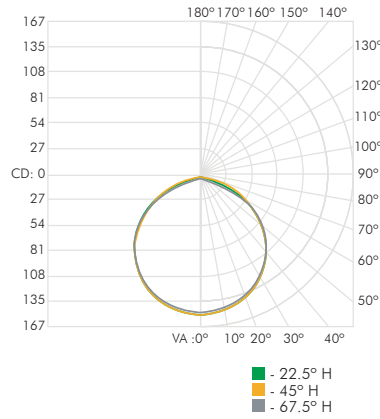
Due to continuous improvements and innovations, specifications may change without notice. Please refer to our website for current technical data. These figures are provided as a guideline only and may vary with differing power supplies and installations. All rights reserved. E&OE.

VDC20171801
955 White Drive Las Vegas, NV 89119 | T: 702 407 7775
F: 702 407 7773 | www.modalight.com | © Copyright 2016

ILLUMINANCE AT A DISTANCE



POLAR CANDELA DISTRIBUTION



ZONAL LUMEN SUMMARY

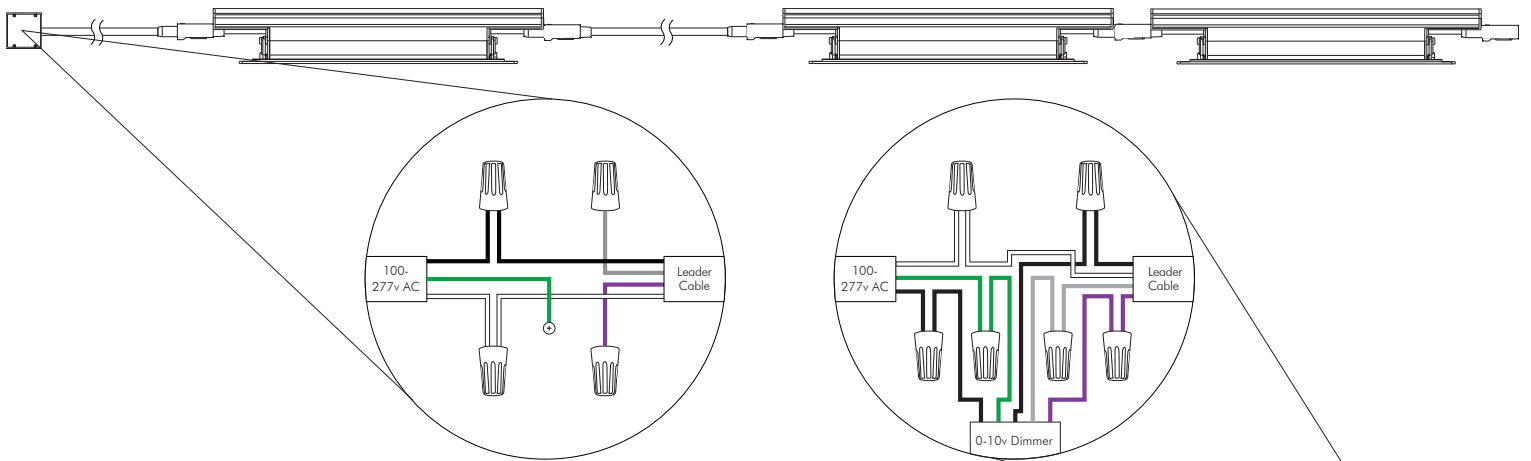
Zone	Lumens	% Lamp	% Fixt
0-30	396.21	N.A.	88.90%
0-40	417.61	N.A.	93.70%
0-60	437.22	N.A.	98.10%
60-90	7.57	N.A.	1.70%
0-90	445.69	N.A.	100%
90-180	0.00	N.A.	0.00%
0-180	445.69	N.A.	100%

LUMENS PER ZONE

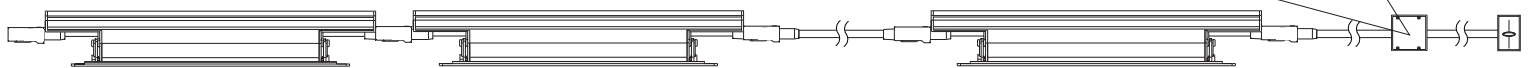
Zone	Lumens	% Total
0-10	207.24	46.50%
10-20	141.72	31.80%
20-30	47.24	10.60%
30-40	20.94	4.70%
40-50	12.47	2.80%
50-60	7.13	1.60%
60-70	4.90	1.10%
70-80	2.67	0.60%
80-90	0.89	0.20%
90-100	0.00	0.00%

WIRING

UL / cUL Non-dimming



0-10v Dimming



WIRING LEGEND

UL / cUL	0-10v	CE/PSE*
Ground ■	Ground ■	Ground ■
Live 100-277v ■	Live 100-277v ■	Live 100-277v ■
Neutral ■	Neutral ■	Neutral ■
Data ■	Data ■	Data ■

*not illustrated

MAX RUN LENGTHS

1ft using 120v AC	100 pcs
1ft using 277v AC	100 pcs

ACCESSORIES



**MODA-COVE-GRAZE-RS
LEADER-CABLE**

Power to First Fixture of Run

Leader Cable	Connector
L: 10' (3.05m)	L: 1 2/5" (35mm)
	W: 1 1/10" (27mm)
	H: 2/5" (10mm)



**MODA-COVE-GRAZE-RS
JUMPER-CABLE**

Connection Between Fixtures

Jumper Cable:	Connector
L: 1' (305mm)	L: 1 7/10" (43mm)
	W: 1 1/10" (27mm)
	H: 3/5" (15mm)



**MODA-COVE-GRAZE-RS
END-CAP**

Must be Fixed to Last Fixture for Safety

L: 1 7/10" (43mm)
W: 1 1/10" (27mm)
H: 3/5" (15mm)

STANDARDS & CERTIFICATIONS

Certification	Tested to UL & CSA by Intertek For Use in USA & CANADA. Complies with California Title 24 Requirements, Lighting Facts. Exceeds ANSI C78.377-2015, CE & RoHS Compliant.
Class	1
Environment	Dry Location - IP20
Warranty	5 Year Limited Warranty