

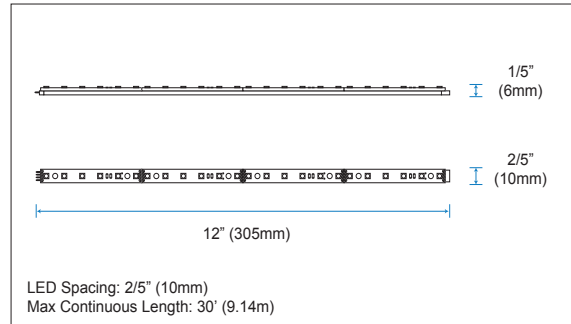
SPECIFICATION

Dimmable Linear LED Fixture:

Low profile, commercial grade, rigid linear fixture. This efficient, cool running solid state fixture is designed with easy modular connections that can be linked in distances of up to 30 feet. Simple installation using easy peel 3M backing. Dimmable with MODA drivers.



Dimensions:

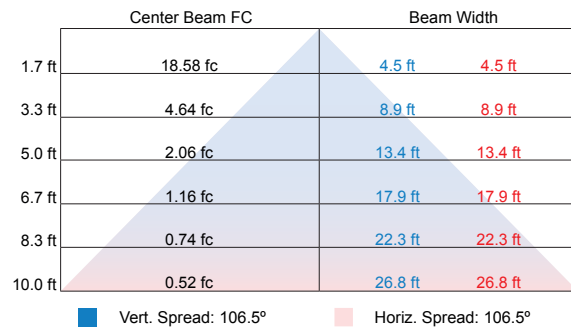


Output:

Delivered Lumens	135.3 lm / ft
CCT	4000k
Chromaticity Ordinates	x: 0.376 y: 0.378 Typical
Color Bin Tolerance	+ 3% / - 3%
Efficacy (lm/w)	63.82
CRI	86
Lumen Maintenance	70,000 Hours L70 @ 25°C : 90,000 Hours L50 @ 25°C 50,000 Hours L70 @ 50°C : 70,000 Hours L50 @ 50°C
Testing Data	Light Data LM-79-08 & LM-80-08

Illuminance at a Distance: Data Shown for 120°

(For lux multiply fc by 10.7)

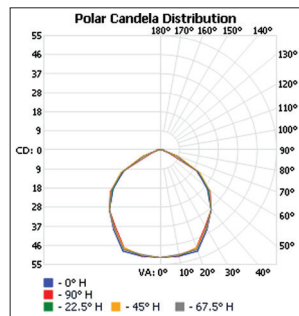


Electrical:

Input Voltage	24v DC
Power Consumption	2.12w (0.02A) - Varies based on length of run & driver
Power Factor	≤ 1
Dimming	100-277v 0-10v Magnetic Low Voltage
Emergency	N/A

Polar Candela Distribution:

Data Shown for 120°



Lumens per Zone:

Zone	Lumens	% Total
0-10	4.90	3.60%
10-20	14.40	10.70%
20-30	21.60	16.00%
30-40	25.30	18.70%
40-50	26.00	19.20%
50-60	22.60	16.70%
60-70	13.80	10.20%
70-80	4.60	3.40%
80-90	1.40	1.00%
90-100	0.60	0.40%

Physical:

Applications	Cove, Kitchen Cabinet, Furniture, Signage
Dimensions	Length 11 3/5" (295mm) Width 2/5" (10mm) Height 1/10" (6mm)
Weight	0.9 oz (25.5g)
Construction	Rigid PCB
Thermal Management	N/A
Optics	N/A
Fixture Connections	Modular Connectors
Operating Temperature	-22°F ~ 122°F (-30°C ~ 70°C)
Storage Temperature	-40°F ~ 176°F (-40°C ~ 80°C)
Humidity	0-95% Non Condensing

Project Name:			
Notes:			

SPECIFICATION

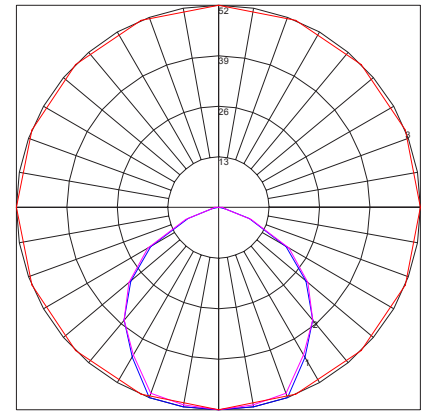
Zonal Lumen Summary:

Zone	Lumens	% Lamp	% Fixt
0-30	40.90	N.A.	30.20%
0-40	66.20	N.A.	49.00%
0-60	114.90	N.A.	84.90%
60-90	19.80	N.A.	14.60%
0-90	134.70	N.A.	99.60%
90-180	0.60	N.A.	0.40%
0-180	135.30	N.A.	100%

Luminance Data (cd/sq.m):

Angle in Degrees	Average 0-Deg	Average 45-Deg	Average 90-Deg
45	25833	26318	26479
55	23488	24881	24283
65	18370	19991	15669
75	10587	11470	6176
85	5241	9172	10482

Polar Graph: Data Shown for 120°



Candela Tabulation:

	0	22.5	45	67.5	90
0	51.605	51.605	51.605	51.605	51.605
10	51.605	51.189	51.189	50.773	51.605
20	51.605	50.773	49.940	50.773	49.940
30	44.114	43.281	43.698	43.698	42.449
40	37.455	37.455	37.455	37.455	37.455
50	29.132	29.548	30.380	30.380	30.796
60	19.976	20.392	21.641	20.809	19.976
70	8.323	8.739	9.156	4.994	4.162
80	1.665	1.665	1.665	1.249	1.665
90	0.000	0.833	1.249	1.249	1.665

Coefficients of Utilization - Zonal Cavity Method:

RC RW	80				70				50			30			10			0	
	70	50	30	10	70	50	30	10	50	30	10	50	30	10	50	30	10	0	0
0	119	119	119	119	116	116	116	116	111	111	111	106	106	106	102	102	102	100	100
1	110	105	102	98	107	103	100	96	99	96	93	95	93	90	91	89	88	86	86
2	101	93	87	81	98	91	85	80	87	83	78	84	80	77	81	78	75	73	73
3	92	82	74	68	90	81	73	68	78	72	67	75	70	65	72	68	64	62	62
4	85	73	65	58	82	72	64	58	69	62	57	67	61	56	65	60	56	53	53
5	78	65	57	51	76	64	56	50	62	55	50	60	54	49	58	53	49	46	46
6	72	59	50	44	70	58	50	44	56	49	44	55	48	43	53	47	43	41	41
7	67	54	45	39	65	53	45	39	51	44	39	50	43	38	48	43	38	36	36
8	62	49	41	35	61	48	40	35	47	40	35	46	39	34	44	39	34	32	32
9	58	45	37	32	57	44	37	31	43	36	31	42	36	31	41	35	31	29	29
10	54	42	34	29	53	41	34	29	40	33	28	39	33	28	38	32	28	26	26

Effective Floor Cavity Reflectance 0.20

Accessories:

MCLA01 Power Lead for MINI-ZILVA (8")	MCLA02 Flexible Connector for 90° Bends	MCLA07 Mounting Clip for MINI-ZILVA
Connects MINI-ZILVA To Power Supply	Connects Two MINI-ZILVA And Allows for 90° Sharp Corner Bends	Screws Into Surface To Hold MINI-ZILVA
Wire: 8 1/2" (217mm) L: 3/10" (7mm) W: 3/10" (7mm)	Wire: 1 3/5" (40mm) L: 3/10" (7mm) W: 3/10" (7mm)	L: 2" (50mm) W: 1/2" (12mm) H: 3/10" (7mm)

Standards and Certifications:

Certification	Tested to UL & CSA by ETL For Use in USA & CANADA, Complies with California Title 24 Requirements, Lighting Facts. Exceeds ANSI C78.377A, CE & RoHS Compliant.
Class	Class 3
Environment	Dry Location - IP20
Warranty	5 Year Limited Warranty


Ordering:





SKU: MINI-ZILVA-4000K

MODA Products are protected under Worldwide Patents. Minimum order quantity may apply. Due to continuous improvements and innovations, specifications may change without notice. Please refer to our website for current technical data. These figures are provided as a guideline only and may vary with differing power supplies and installations. All rights reserved. E. & O.E.

© Copyright 2016 • 955 White Drive, Las Vegas, NV 89119 • T: 702 407 7775 • F: 702 407 7773 • www.modalight.com

SPECIFICATION

Non Dimming		Voltage Range	Wattage	IP Rating	Dimension
MP17		100-277v AC	150w	IP67	8 7/10" x 2 7/10" x 1 1/2" (222mm x 68mm x 39mm)

0-10v Dimming		Voltage Range	Wattage	IP Rating	Dimension
MP06		347v AC	60w	IP66	9 2/5" x 1 7/10" x 1 3/10" (240mm x 43mm x 32mm)
MP19N		100-277v AC	60w	IP66	9 2/5" x 1 7/10" x 1 3/10" (240mm x 43mm x 32mm)
MP87		100-277v AC	100w	IP66	9 1/2" x 2 3/10" x 1 1/2" (241mm x 58mm x 37mm)
MP89		100-277v AC	150w	IP66	9 1/2" x 2 3/5" x 1 3/5" (241mm x 67mm x 40.5mm)

Ordering:

Sample SKU: MP19N