

FIG-1

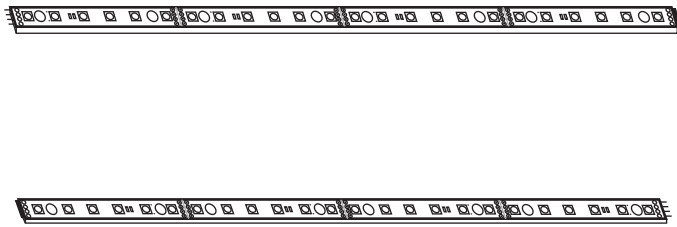


FIG-2

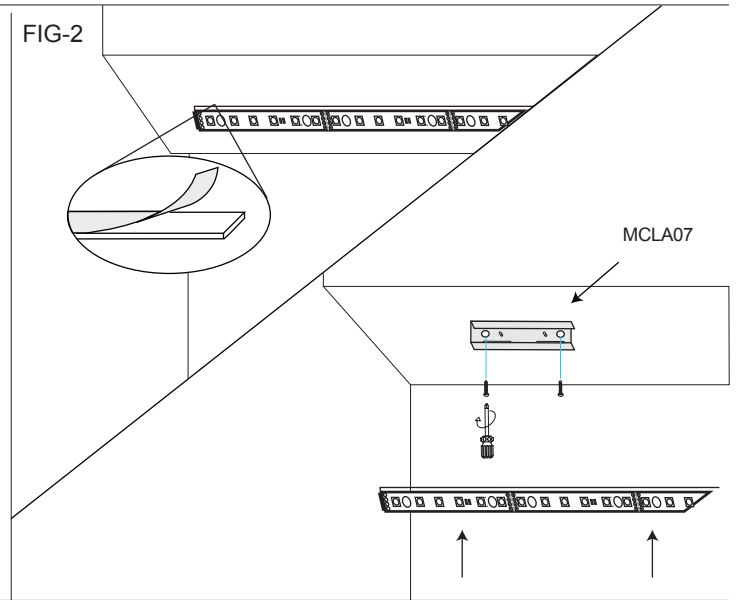
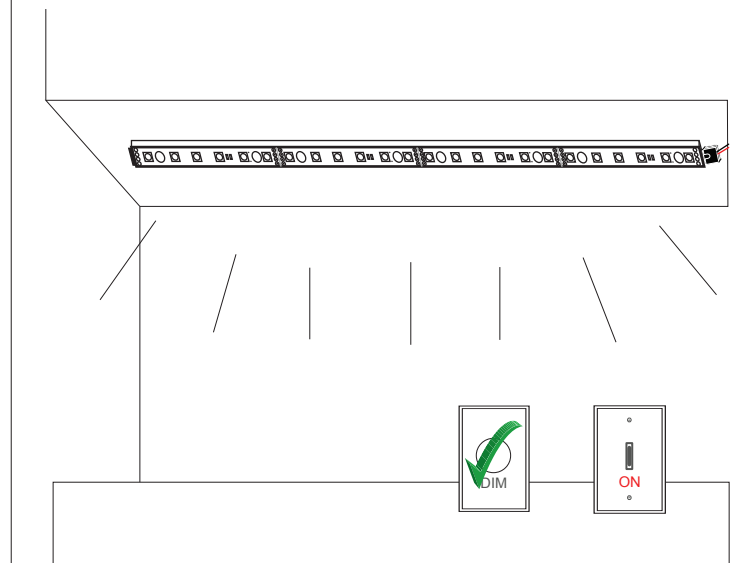
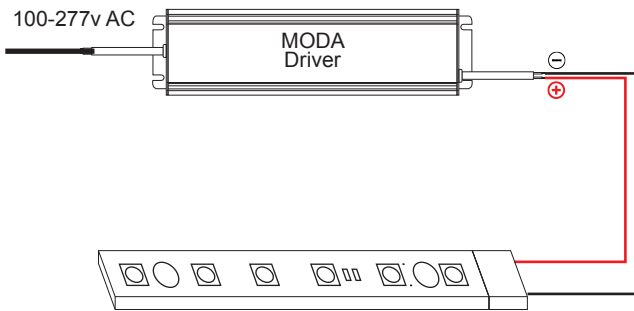


FIG-3

FIG-4



* See specification sheet for Dimming options

All MODA LIGHT products should be installed by a Licensed Electrician to local & national code. Do not modify, adapt or cut any MODA LIGHT product, component, plugs or accessory. All MODA LIGHT products are finished and ready for installation. Any modifications will void the warranty and may create a potential safety hazard. All electrical connections must be wired correctly, and electrical connections must be wired tight. Do not put on the same circuit as inductive loads. Read these instructions carefully, incorrect wiring will result in irreparable permanent damage to the LEDs and fixture. MODA LIGHT tests all products before shipping, and will not replace items that have been destroyed by incorrect wiring or handling. Ensure electrical circuit is switched off before wiring. See MODA LIGHT terms and conditions for product limited warranty.

© 2014 MODA LIGHT