

MODA MINI COVE / GRAZE

INPUT VOLTAGE: 120V AC, 60Hz
OUTPUT VOLTAGE: 41.5V (at non-dimming)
OUTPUT CURRENT: 95mA (at non-dimming)

0-10V

Dimmer Model	Position	Output Voltage (V)	Output Current (mA)	LED Power (W)	Current Ratio (%)	LED Power Ratio (%)	Mini Load Request	Flicker
Grafik Eye QS with Grafik Eye GRX-TVI	10V	41.02	95.00	3.90	98.95%	96.24%	No	No
	5V	38.90	42.25	1.64	44.00%	40.59%	No	No
	0V	35.39	0.74	0.03	0.77%	0.65%	No	No
Legrand CD4FBLW	10V	40.05	94.25	3.77	98.18%	93.22%	No	No
	5V	38.87	41.75	1.57	43.49%	38.83%	No	No
	0V	34.93	0.49	0.02	0.51%	0.42%	No	No
Legrand LMRC-111	10V	41.00	94.50	3.87	98.44%	95.68%	No	No
	5V	38.87	41.50	1.61	43.23%	39.84%	No	No
	0V	35.26	0.49	0.02	0.51%	0.43%	No	No
Leviton IP710-DL	10V	40.70	92.25	3.75	96.09%	92.72%	No	No
	5V	38.77	42.00	1.63	43.75%	40.21%	No	No
	0V	35.37	0.72	0.03	0.75%	0.63%	No	No
Lutron Skylark SLV-600P	10V	41.04	94.75	3.89	98.70%	96.03%	No	No
	5V	38.88	41.75	1.62	43.49%	40.09%	No	No
	0V	35.36	0.72	0.03	0.75%	0.63%	No	No

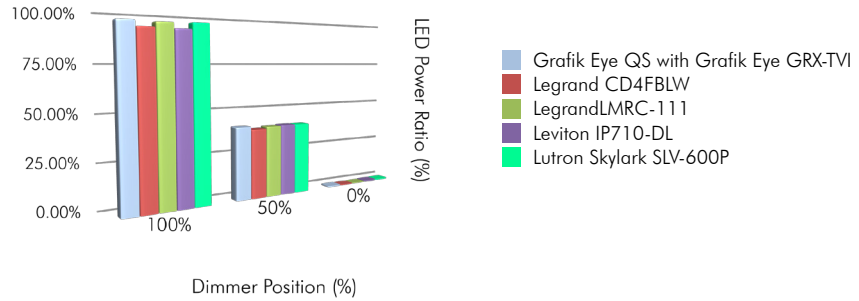
No Dimmer

Dimmer Model	Position	Output Voltage (V)	Output Current (mA)	LED Power (W)	Current Ratio (%)	LED Power Ratio (%)	Mini Load Request	Flicker
None		42.18	96.00	4.05				

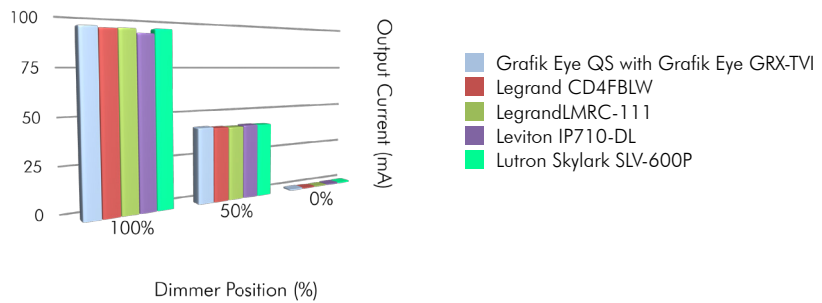
MODA MINI COVE / GRAZE

0-10V

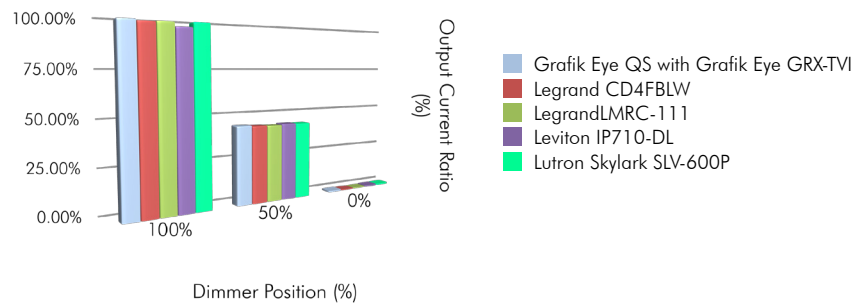
LED Power Ratio (%) vs Dimmer



Output Current (mA) vs Dimmer



Output Current Ratio (%) vs Dimmer



MODA MINI COVE / GRAZE 1FT

INPUT VOLTAGE: 120V AC, 60Hz

OUTPUT VOLTAGE: 41.5V (at non-dimming)

OUTPUT CURRENT: 95mA (at non-dimming)

Electronic Low Voltage Reverse Phase Trailing Edge

Dimmer Model	Position	Output Voltage (V)	Output Current (mA)	LED Power (W)	Current Ratio (%)	LED Power Ratio (%)	Mini Load Request	Flicker
Vantage STPERW101	100%	41.04	84.25	3.46	88.54%	85.18%	No	No
	50%	38.78	37.50	1.45	39.06%	35.80%	No	No
	0%	35.03	0.39	0.01	0.41%	0.96%	No	No
Grafik Eye QS with Grafik Eye PHPM-PA-DV- WH	100%	40.81	85.00	3.45	88.54%	85.18%	No	No
	50%	37.56	18.86	0.70	19.64%	20.00%	No	No
	0%	34.89	0.35	0.12	0.36%	0.29%	No	No
Legrand HDA-703-1	100%	40.92	84.50	3.46	88.02%	85.43%	No	No
	50%	38.79	39.50	1.52	41.14%	37.53%	No	No
	0%	34.92	0.30	0.01	0.31%	0.24%	No	No
Legrand RH703PTUTC	100%	40.96	84.50	3.46	88.02%	85.43%	No	No
	50%	38.78	39.00	1.52	40.39%	37.53%	No	No
	0%	35.50	0.92	0.03	0.96%	0.74%	No	No
Lutron MAELV-600 (600W)	100%	41.95	90.40	3.79	94.17%	93.65%	No	No
	50%	38.84	29.25	1.15	30.73%	28.29	No	No
	0%	35.70	0.73	0.03	0.76%	0.64%	No	No
Lutron Skylark SELV-300P (300W)	100%	41.73	87.20	3.64	90.83%	89.85%	No	No
	50%	39.39	37.66	1.48	39.23%	36.63%	No	No
	0%	35.21	0.70	0.02	0.73%	0.61%	No	No
Leviton MNE04 (400W)	100%	41.60	85.40	3.55	88.96%	87.72%	No	No
	50%	40.16	53.50	2.15	55.73%	53.05%	No	No
	0%	35.77	0.84	0.03	0.88%	0.74%	No	No
Lutron Diva DVELV-300P (300W)	100%	41.12	74.90	3.08	78.02%	76.05%	No	No
	50%	38.60	29.12	1.12	30.33%	27.75%	No	No
	0%	35.33	0.46	0.02	0.48%	0.40%	No	No

MODA MINI COVE / GRAZE 1FT

INPUT VOLTAGE: 120V AC, 60Hz
OUTPUT VOLTAGE: 41.5V (at non-dimming)
OUTPUT CURRENT: 95mA (at non-dimming)

Electronic Low Voltage Reverse Phase Trailing Edge

Dimmer Model	Position	Output Voltage (V)	Output Current (mA)	LED Power (W)	Current Ratio (%)	LED Power Ratio (%)	Mini Load Request	Flicker
Lutron Diva DVELV-300P (300W) Adjusted	100%	41.60	88.30	3.67	91.88%	90.70%	No	No
	50%	39.00	35.32	1.38	36.79%	34.01%	No	No
	0%	35.37	0.48	0.02	0.50%	0.42%	No	No
Lutron Diva DVCLA-153P (150W)	100%	41.34	79.90	3.30	83.23%	81.56%	Yes	No
	50%	37.54	12.20	0.46	12.7%	11.31%	Yes	No
	0%	35.33	0.20	0.01	0.21%	0.17%	Yes	No

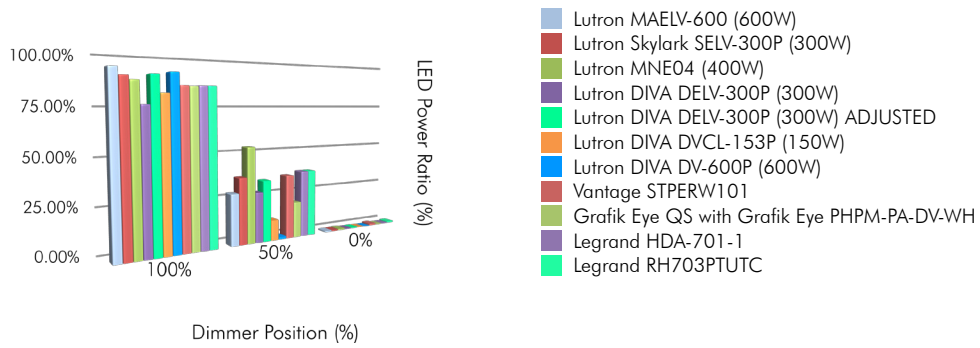
No Dimmer

Dimmer Model	Position	Output Voltage (V)	Output Current (mA)	LED Power (W)	Current Ratio (%)	LED Power Ratio (%)	Mini Load Request	Flicker
None		42.18	96	4.05				

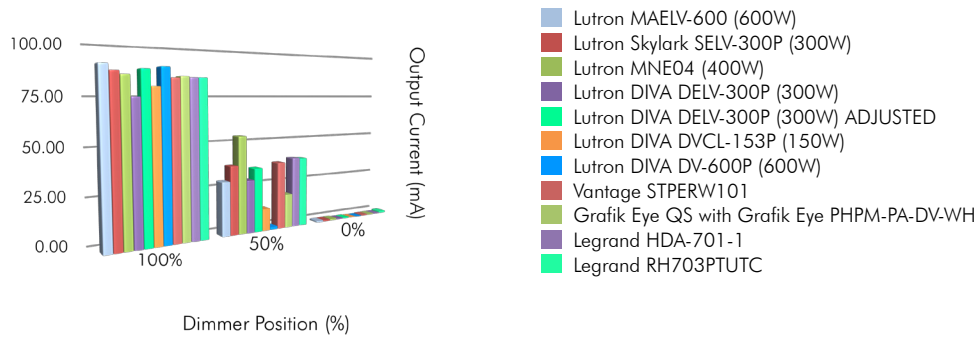
MODA MINI COVE / GRAZE 1FT

Electronic Low Voltage Reverse Phase Trailing Edge

LED Power Ratio (%) vs Dimmer



Output Current (mA) vs Dimmer



Output Current Ratio (%) vs Dimmer

