

KINDA is a surface and recessed mounted XTRUSION<sup>®</sup> built from high quality aluminum for exceptional thermal management. KINDA has been designed specifically to work with MODA's MINI STARFLEX family of products. With its minimalistic profile, KINDA is perfect for a variety of recessed and surface installations. Designed with clean and compelling lines for subtle accents. KINDA and its diffuser are field cuttable for minimal labor.



## OPTIONS

Finish	S - Silver
Length	8ft - 8' Section

## COMPATIBILITY

- MINI STARFLEX

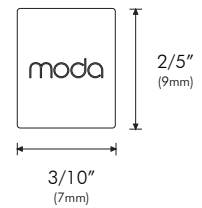
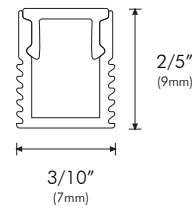
## PHYSICAL

Applications	Cove, Accent
Dimensions	Length 8'(2.4m) Width 3/10"(7mm) Height 2/5"(9mm)
Construction	Aluminum

## DIMENSIONS

1/5"(5mm) Interior channel width

End Cap



## ACCESSORIES

### KDA-FD-8FT

Frosted Diffuser

Installs into KINDA  
to diffuse light source



### KDA-S-CLIP-10

Silver Mounting Clip (10 pcs)

Attaches to KINDA  
to allow for surface  
mounting option



### KDA-S-EC-10

Silver End-Caps for KINDA (10 pcs)

Slides into KINDA  
to finish fixture



Project Name:
































































































Notes:

Ordering:

SKU: KINDA-S-8FT

Each member of MODA XTRUSIONS cater to hundreds of applications which you can now compliment with a wide variety of color coatings to choose from or have one custom made with our new CERTEK<sup>™</sup> technology. Equipped with an Advanced Resin Thin film ceramic coating you can ensure a tough, hard, durable and abrasion resistant finish to our products.

### COLOR OPTIONS:

 MODA White	 Sky High Blue	 Desert Verde	 Jesse James Green
 Gloss White	 Coral Blue	 Soft Sand	 Highland Green
 Snow White	 Hidden White	 Benelli Sand	 Zombie Green
 Bright Nickel	 Crushed Silver	 PCH Sand	 Bazooka Green
 Silver Satin	 Purple Rain	 McMillan Tan	 Desert Sage
 Satin Aluminum	 Bright Purple	 Mojave Sands	 Cado Green
 Stainless	 Bazooka Pink	 Sabre Sand	 Forest Green
 Combat Grey	 Pink Awareness	 Glock FDE	 Deep Jungle
 Aluminum Shimmer	 Magenta Fields	 Barrett Brown	 Hunter Green
 Titanium	 Burgundy	 Flat Earth	 Dark Forest
 Savage Stainless	 MODA Red	 Burnt Bronze	 Armor Black
 Dusted Grey	 Cherry Red	 Green Bomber	 Graphite Black
 Jesse James Grey	 Sunset Orange	 Pine Green	 Metallic Grey
 Tactical Grey	 Dewalt Yellow	 Green Foliage	 Tungsten
 Jesse James Blue	 Corvette Yellow	 Solid Earth	 Stealth Grey
 Stealth Grey	 Gold Dust	 Oak Wood Brown	 Cobalt
 Deep Grey	 Electric Yellow	 Midnight Bronze	 Charcoal
 Stone Grey	 Sphinx Gold	 Vortex Brown	 Midnight Blue
 Titanium Blue	 Dijon Brown	 Chocolate Bronze	 Dark Waters
 Muted Grey	 Bronzed Brown	 Vortex Bronze	 Jesse James Black
 Blue Slate	 Brown Copper	 Flat Earth 2.0	
 French Navy	 Caramelized Brown	 Sepia	
 Rapids Blue	 Mahogany Brown	 Earth	
 Sky Blue	 Grey Steel	 Matte Brown	
 Bright Sky Blue	 Gold Rush	 Camouflage Green	