

# modaLIGHT<sup>®</sup>

## SPECIFICATION

# MP46 DRIVER

Plug-in 24V DC 10W LED driver. Universal input 100-240V for worldwide use. Ideal for demonstrations of MODA products, exhibitions or for permanent installations of MODA products where hard wiring is not possible. Fully protected short circuit, over current, over voltage & over load. Durable plastic construction. Quality design by MODA engineers ensures a long life. Fully potted. Cooling by free air convection. Dry location rated. Supplied with a standard North American plug. Can be supplied with European, UK or China plugs. Tested by UL.



### OUTPUT

DC Voltage	24V DC
Rated Current	410mA Max
Rated Power	10W Max
Efficiency (Typ.)	72%
Voltage Tolerance	±1V

### INPUT

Voltage Range	100 - 240V AC ± 6%
Frequency Range	50 / 60 Hz
AC Current (Max.)	0.3A at 115V AC / 0.15A at 230V AC
Power Factor	PF > 0.5
Inrush Current (Max.)	19A
Leakage Current	< 1mA / 240V AC

### STANDARDS & CERTIFICATIONS

Safety Standards	UL, cUL Class 2 E301933 / CE-EN 61347, EN55015
Withstand Voltage	I/P-O/P: 3.75Kv AC I/P-FG: 1.88Kv AC O/P-FG: 0.5Kv AC
Isolation Resistance	I/P-O/P, I/P-FG, O/P-FG: 100M ohms/ 500V DC at 25°C
EMI Conduction & Radiation	Compliance to EN55015, FCC part 15
Harmonic Current	Compliance to EN61000-3-2 Class C (≥75% load), EN61000-3-3
EMS Immunity	Compliance to EN61000-4-2,3,4,5,6,11; EN61547, Light industry level, criteria A

Project Name:

Notes:

### PHYSICAL

Dimensions	Length 2 3/5" (67mm) Width 1 1/2" (37mm) Height 1 1/10" (27mm)
Weight	.2 lbs (90.7kg)
Construction	Plastic Construction, Fully Potted
Thermal Management	Free Air Convection

### ENVIRONMENT

Location	Dry Location Rated IP20 *Driver and exposed wires must be housed in enclosure.
Operation Temp.	- 10°C ~ +40°C Full Load
Operation Humidity	20% ~ 95% RH Non Condensing
Storage Temp.	- 20°C ~ +80°C
Storage Humidity	10% ~ 95% RH

Note: With constant development of LED technology please refer to our website for current technical data

### PROTECTION

Open Current	95 ~ 105% Rated Current Type: Auto-recovery after fault condition disappeared
Short Circuit	Type: Hiccup mode & recovers after fault condition disappears
Over Voltage	14 ~ 20v Type: Latch mode ( re-power on to recover ) Tcase: 95°C ± 10°C
Over Temperature	Type: Shutdown mode ( re-power on to recover )

### MODA TECHNOLOGY

modaDRIVER™

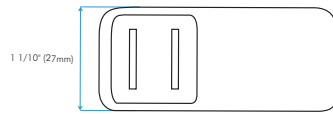
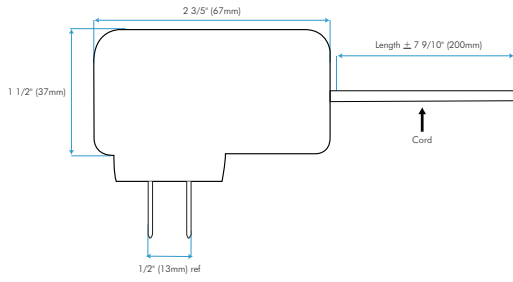
### STANDARDS & CERTIFICATIONS



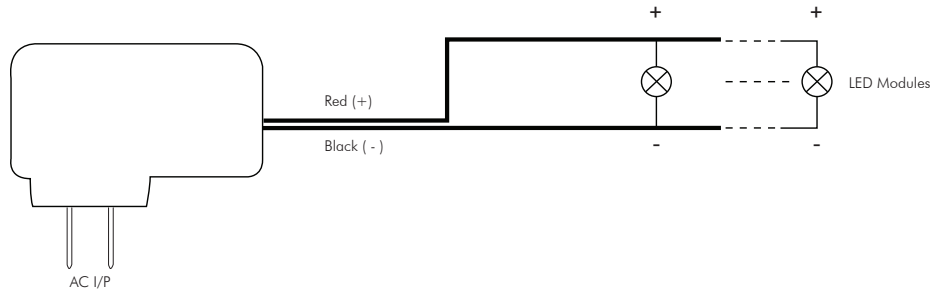
Due to continuous improvements and innovations, specifications may change without notice. Please refer to our website for current technical data. These figures are provided as a guideline only and may vary with differing power supplies and installations. All rights reserved. E&OE.

VDC2018404  
955 White Drive Las Vegas, NV 89119 | T: 702 407 7775  
F: 702 407 7773 | www.modalight.com | © Copyright 2016

### MECHANICAL SPECIFICATION



### WIRING DIAGRAM



#### Notes:

1. Lamps must be wired in parallel, and total value of amp should be under rated Max Amp.
2. Parameter measured at full load 25°C ambient temperature.