


Client: \_\_\_\_\_ Project Name: \_\_\_\_\_

MODA Contact: \_\_\_\_\_ E-Mail: \_\_\_\_\_

Type: \_\_\_\_\_ PO#: \_\_\_\_\_ Quantity: \_\_\_\_\_

Notes: \_\_\_\_\_

\_\_\_\_\_



**Specification Grade Premium Interior Cove Fixture.**

MODA COVE Interior is a patent pending cove lighting system designed for interior applications. Utilizing MODA's latest DMX software, our onboard Microprocessor is uniquely programmed in-house with a firmware to receive DMX512 signals for full independent control of every 1ft section. Change the color temperature ranging from 2200K to 6500K and create a variety of moods. With MODA's methods of precision and high standards of work, MODA achieves perfect illumination. Color Rendering Index is at a MODA standard of 90-98. R1 - R15 values are in excess of 90. No striations, no color over angle, and no dark spots. 100-277V, 50/60Hz power input allows these fixtures to be installed anywhere in the world. New patent pending locking bracket rotates 180 degrees for a multitude of light directions. Rugged aluminum design. Fast installation is achieved with MODA KWIK CONNECT plugs and install-integral thumb latch connectors. Available in 1ft & 4ft sections. Series is designed for driver or light engine to be factory replaced at its end of life or recycled.

Designed and developed in Las Vegas, USA by MODA.

PAGE

3 FEATURES

---

4 1 FOOT

---

5 4 FOOT

---

6 DMX WIRING

---

7 ACCESSORIES: CABLES

---

8 FIXTURES & ACCESSORIES

---

9 ITEM NUMBER

## PHYSICAL

Dimensions	L: 12 3/8in (318mm)	W: 2 7/16in (61mm)
	L: 47 5/16in (1202mm)	H: 2 3/8in (60mm)
Weight	12in: 1.0lbs (0.45kg)	
	48in: 3.1lbs (1.4kg)	
Applications	Cove, Accent, & Indirect General Illumination	
Construction	Pure Aluminum Body, Polycarbonate Mounting Bracket and Polycarbonate Optical Lens	
Ingress Protection	Dry/Damp Location IP44	
Thermal Management	Moda Aluminum Heat Sink	
Fixture Connections	Integral Male & Female Connectors	
Operating Temperature	-40°F ~ 122°F (-40°C ~ 50°C)	
Storage Temperature	-40°F ~ 176°F (-40°C ~ 80°C)	
Humidity	0-95% Non Condensing	

## SPECIFICATIONS

	Lumens		Efficacy	
	1FT	4FT	1FT	4FT
SO	791	3188	79.10	79.69
HO	1203	4850	120.34	121.24
HO+	1393	5615	129.32	140.37

## POWER CONSUMPTION

	120V - 277V AC	
	1FT	4FT
SO/HO/HO+	10W	40W

## ELECTRICAL

Input Voltage	100-277V AC 50Hz/60Hz
Control	DMX512
Power Factor	≥ 0.98

## MAX CONTINUOUS RUN

	120V AC	277V AC
SO/HO/HO+	80ft	80ft

## OUTPUT

CCT	2200K - 6500K
Beam Angle	120°
CRI	97
SDCM	2 Step MacAdam Ellipse
Color Bin Tolerance	Single Bin
Lumen Maintenance	90,000 Hours L70 @ 25°C 70,000 Hours L70 @ 50°C
Testing Data	Light Data LM-79-08 & LM-80-08

## MODA TECHNOLOGY

moda**SOFTWARE**<sup>™</sup>

moda**HARDWARE**<sup>™</sup>

moda**DYNAMIC WHITE**<sup>™</sup>

moda**PHOSPHOR**<sup>™</sup>

moda**HIGH CRI**<sup>™</sup>

moda**DMX**<sup>™</sup>

moda**DRIVER**<sup>™</sup>

moda**ZERO BIN**<sup>™</sup>

moda**THERMAL MANAGEMENT**<sup>™</sup>

moda**AIRFLOW**<sup>™</sup>

moda**COMMUNICATE**<sup>™</sup>

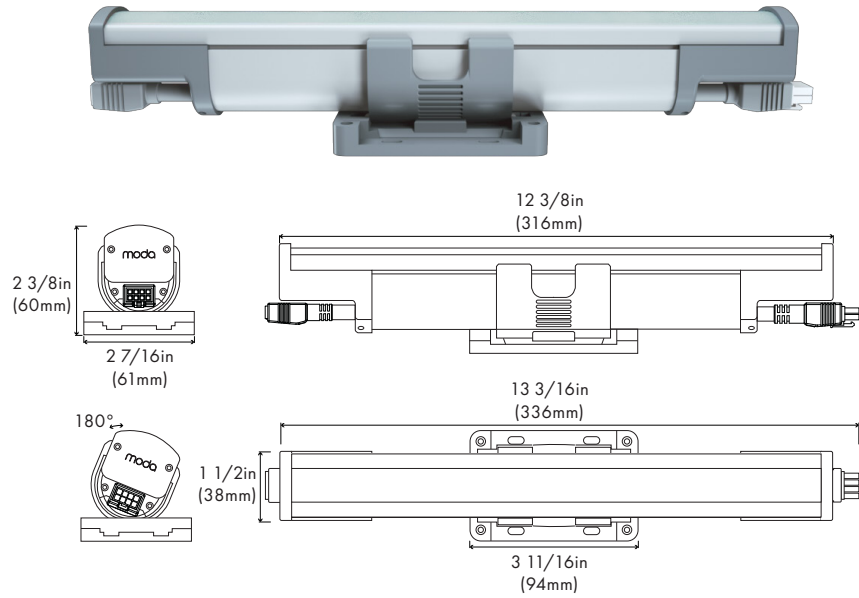
moda**KWIK CONNECT**<sup>™</sup>

## STANDARDS & CERTIFICATIONS



Certification Tested to UL & CSA by Intertek For Use in USA & CANADA. Exceeds ANSI C78.377-2015, CE, CCC, C-Tick, RoHS, & WEEE Compliant.

Class	1
Warranty	5 Year Limited Warranty



DMX

	Lumens/ft	CRI	Efficacy
SO	682.23 - 791.00	97	68.22 - 79.10
HO	1058.00 - 1203.47	97	105.80 - 120.34
HO+	1224.85 - 1393.26	97	122.48 - 129.32

**Power Consumption**  
120-277V AC 10W

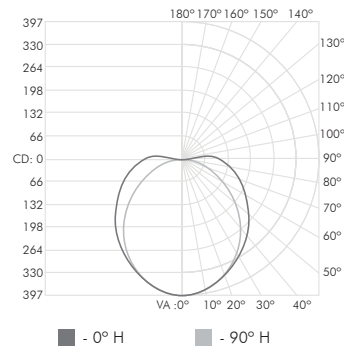
**Max Run Lengths**  
120-277V AC 80ft

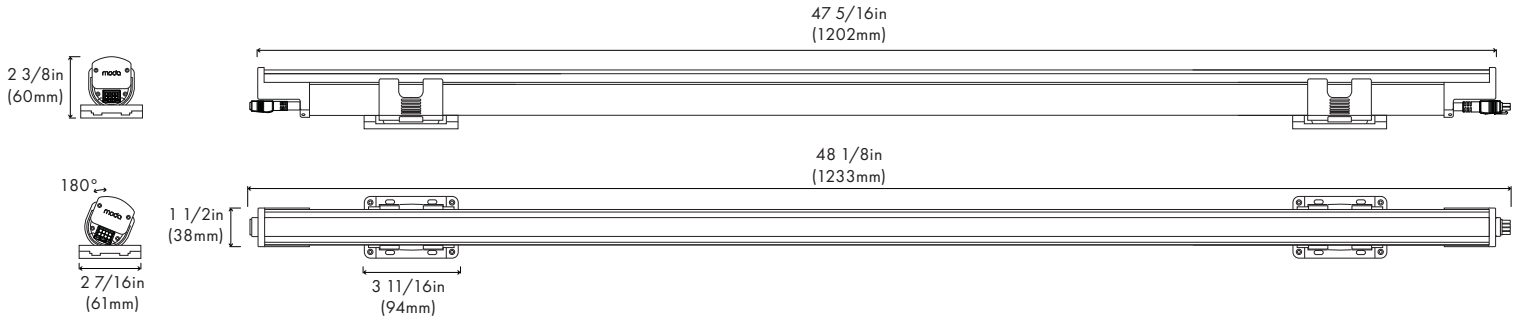
Illuminance at a Distance

	Center Beam FC	Beam Width
2.0 ft	111.01 fc	8.9 ft 5.6 ft
4.0 ft	27.75 fc	18.1 ft 11.3 ft
6.0 ft	13.87 fc	27.0 ft 16.9 ft
8.0 ft	6.93 fc	36.1 ft 22.5 ft
10.0 ft	3.46 fc	45.1 ft 28.2 ft
12.0 ft	2.77 fc	54.1 ft 33.8 ft

▲ Vert. Spread: 200°      ▲ Horiz. Spread: 120°

Polar Candela Distribution





## DMX

	Lumens	CRI	Efficacy
SO	2749.38 - 3187.73	97	68.73 - 79.69
HO	4263.74 - 4849.98	97	106.59 - 121.24
HO+	4936.14 - 5614.83	97	123.40 - 140.37

### Power Consumption

120-277V AC 40W

### Max Run Lengths

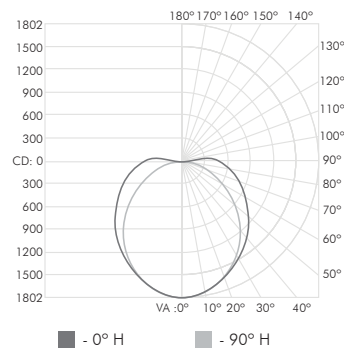
120-277V AC 80ft

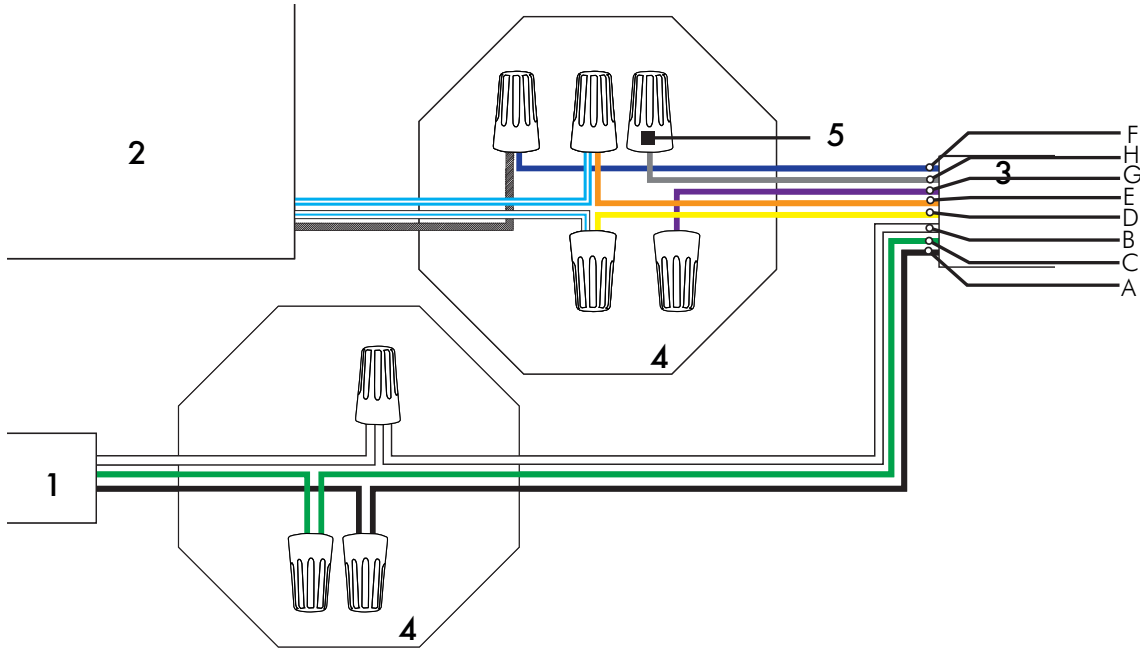
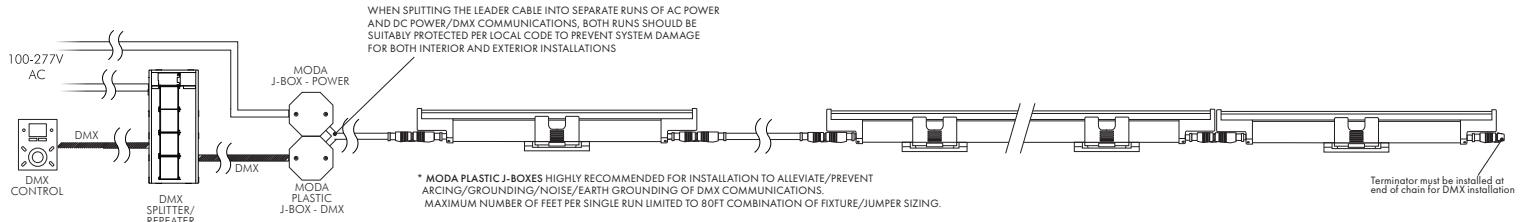
### Illuminance at a Distance

	Center Beam FC	Beam Width
2.0 ft	444.04 fc	8.9 ft 5.6 ft
4.0 ft	111.01 fc	18.1 ft 11.3 ft
6.0 ft	55.50 fc	27.0 ft 16.9 ft
8.0 ft	27.75 fc	36.1 ft 22.5 ft
10.0 ft	13.87 fc	45.1 ft 28.2 ft
12.0 ft	11.10 fc	54.1 ft 33.8 ft

■ Vert. Spread: 200°     
 ■ Horiz. Spread: 120°

### Polar Candela Distribution





**Wiring Legend**

- 1 Power 100-277V AC
- 2 DMX Splitter/Repeater
- 3 8 Pin Leader Cable
- 4 Junction Box
- 5 Wiring Nuts

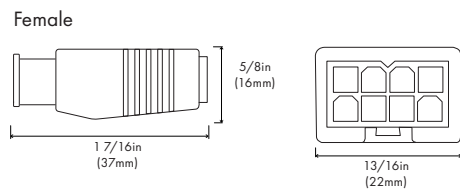
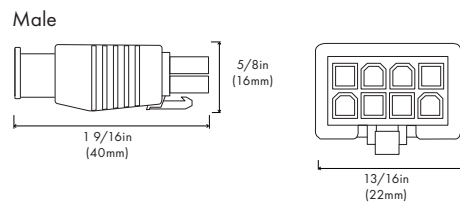
**Shielded RS-485**

	DMX Positive
	DMX Negative
	DMX Shield

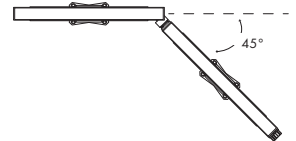
**8 Pin Leader Cable**

	UL/cUL	
A	100-277V AC	Black
B	Neutral	White
C	Ground	Green
D	Data Positive/DC+	Orange
E	Data Negative/DC-	Yellow
F	DMX Shield	Blue
G	Not Used	Purple
H	Not Used	Pink

**DMX Connectors**



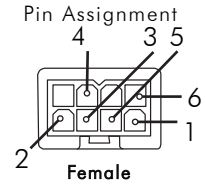
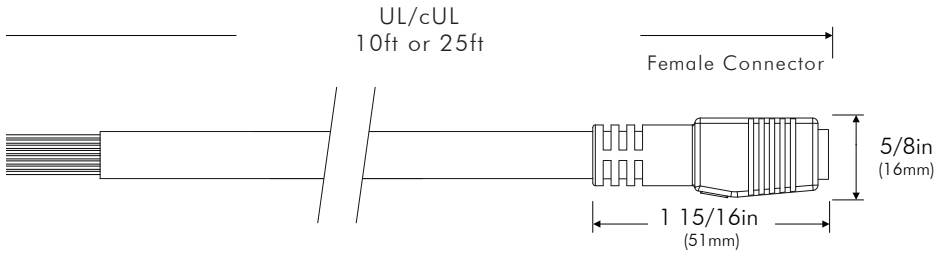
**Angle Adjustment**



## DMX LEADER CABLES

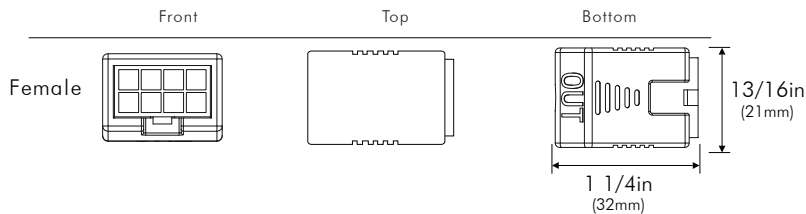
### Moda Cove Interior 8 Pin Leader Cables

	UL/cUL
Lengths	10ft and 25ft
Color	Gray



	UL/cUL
1 Live 100-277V	Black
2 Neutral	White
3 Ground	Green
4 DMX Positive	Orange
5 DMX Negative	Yellow
6 DMX Shield	Blue

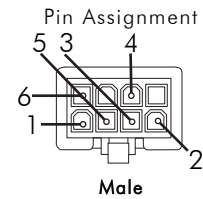
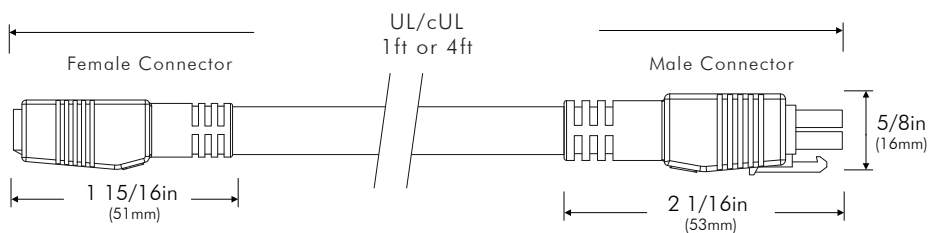
### Connectors



## DMX JUMPER CABLES

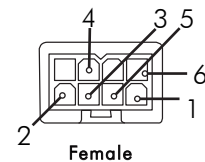
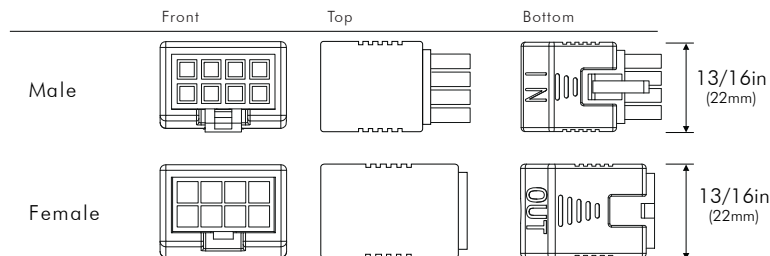
### Moda Cove Interior 8 Pin Jumper Cables

	UL/cUL
Lengths	1ft and 4ft
Color	Gray



	UL/cUL
1 Live 100-277V	Black
2 Neutral	White
3 Ground	Green
4 DMX Positive	Orange
5 DMX Negative	Yellow
6 DMX Shield	Blue

### Connectors



	UL/cUL
1 Live 100-277V	Black
2 Neutral	White
3 Ground	Green
4 DMX Positive	Orange
5 DMX Negative	Yellow
6 DMX Shield	Blue

	FIXTURE	ORDERING SKU
	Moda Cove Interior Standard Output Silver DMX512 Dynamic White 2200K-6500K HCRI 1FT	MCI-SO-S1-S-DW-1
<b>1 FT</b>	Moda Cove Interior High Output Silver DMX512 Dynamic White 2200K-6500K HCRI 1FT	MCI-HO-S1-S-DW-1
	Moda Cove Interior High Output Plus Silver DMX512 Dynamic White 2200K-6500K HCRI 1FT	MCI-HOP-S1-S-DW-1
	Moda Cove Interior Standard Output Silver DMX512 Dynamic White 2200K-6500K HCRI 4FT	MCI-SO-S1-S-DW-4
<b>4 FT</b>	Moda Cove Interior High Output Silver DMX512 Dynamic White 2200K-6500K HCRI 4FT	MCI-HO-S1-S-DW-4
	Moda Cove Interior High Output Plus DMX512 Silver Dynamic White 2200K-6500K HCRI 4FT	MCI-HOP-S1-S-DW-4

ACCESSORIES	DESCRIPTION	ORDERING SKU
Leader Cable US 8 Pin 10FT	Power to first fixture of run	MLCI-US-8PIN-G-10FT
Leader Cable US 8 Pin 25FT	Power to first fixture of run	MLCI-US-8PIN-G-25FT
Jumper Cable US 8 Pin 1FT	Connection between fixtures	MJCI-US-8PIN-G-1FT
Jumper Cable US 8 Pin 4FT	Connection between fixtures	MJCI-US-8PIN-G-4FT
Terminator 8 Pin	Must be fixed to last fixture for safety	MTI-8PIN-G
Interior Bracket Lock	Holds fixture in place for vertical installation	MCGI-BL-G



# modaLIGHT®

## PRODUCT GUIDE

CONTROLS	DESCRIPTION	PART NUMBER	ORDERING SKU
Pharos TPC	Touch Panel Controller (512 Channels) Black on Black	N/A	TPC BB
Pharos TPC	Touch Panel Controller (512 Channels) Cream on Cream	N/A	TPC CC
Pharos TPC	Touch Panel Controller (512 Channels) White on White	N/A	TPC WW
Pharos LPC1	Lighting Playback Controller (512 Channels)	N/A	LPC1
Pharos LPC2	Lighting Playback Controller (1024 Channels)	N/A	LPC2
Pharos LPC4	Lighting Playback Controller (2048 Channels)	N/A	LPC4
Pharos LPCX	Lighting Playback Controller (10 to 100 DMX universes)	N/A	LPCxxx
Kandi Touch	DMX512 Wall Mounted Touch Panel Controller with Color Display	KND-TCH-B (Black) KND-TCH-W (White)	250-0040 250-0041
MODA Touch*	DMX512 Wall Mounted Touch Panel Controller	MTCH-S1-B (Black) MTCH-S1-W (White)	MTCH-S1-B MTCH-S1-W

\* - MODA Touch default scene addressing can be found on MODA Touch Product Documentation and DMX Fixture Installation Guides.

CONTROL ACCESSORIES	DESCRIPTION	PART NUMBER	ORDERING SKU
Pharos PSU 48V/100W	Power Supply 48V DC 2A Mean Well Din Rail	N/A	PSU 48V-100W
Pharos BPS US BB	Button Panel Station US Black-on-Black (Magnetic Overlay)	N/A	BPS US BB
Pharos BPS US CC	Button Panel Station US Cream-on-Cream (Magnetic Overlay)	N/A	BPS US CC
Pharos BPS US WW	Button Panel Station US White-on-White (Magnetic Overlay)	N/A	BPS US WW
Pharos BPS US T2	Button Panel Station US Custom Insert (Type 2 Acrylic Overlay)	N/A	BPS US T2
Pharos TPC-FBB	TPC Flush Mounting Box	N/A	TPC FBB
Pharos TPC-SBB	TPC Surface Mounting Box	N/A	TPC SBB
Pharos EXT	Extension for TOC connectivity (DMX, DALI, IO, serial, mains powered)	N/A	TPC EXT
Pharos Cloud	Contact factory for information & pricing for Pharos Cloud		
Pathway DMX Splitter	Wall-mount, 4 ports, E1.20 RDM Compliant, Small - 10in X 13in X 4 1/2in	PWREP WM P4 TERM RDM SML DMX-RDM	250-0153
Pathway DMX Splitter	Wall-mount, 8 ports, E1.20 RDM Compliant, Medium - 10in X 23in X 4 1/2in	PWREP WM P8 TERM RDM MED DMX-RDM	250-0154
Pathway DMX Splitter	Wall-mount, 12 ports, E1.20 RDM Compliant, Medium - 10in X 23in X 4 1/2in	PWREP WM P12 TERM RDM MED DMX-RDM	250-0155
Shielded Cable 500FT	RS-485 Cable for DMX, 24 AWG stranded TC conductors, polyethylene insulation for interior use only	SW-L-19827-1-500FT	250-0251
Shielded Cable 1000FT	RS-485 Cable for DMX, 24 AWG stranded TC conductors, polyethylene insulation for interior use only	SW-L-19827-1-1000FT	250-0252